

# Resetting the connection for the refrigerator display board

Models:

FFBF241W FFBF246SS FFBF247SSIM  
FFBF281W FFBF286SS FFBF286SSIM FFBF287SSIM





When a flashing red exclamation point appears on your display, check that you are following all safety recommendations listed in your owner's manual and proceed with resetting the connection




Press both the temperature adjustment button and the blank button and hold them for 3 seconds



While you are holding the buttons, "P5" will appear on your display, followed by "0"



Then press and hold the blank button until the lights flash



Again, press and hold both the temperature adjustment button and the blank button for 3 seconds



The unit will now reset to the factory default setting and the exclamation point should disappear