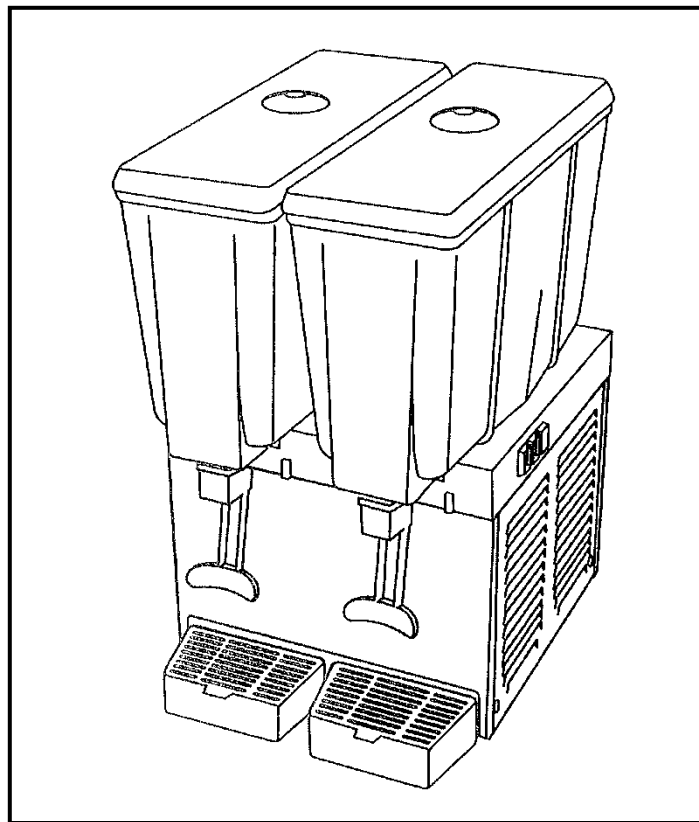




JUICE DISPENSER

Model BBS2



Instruction Manual

FELIX STORCH, INC.
Summit Appliance Division
770 Garrison Avenue
Bronx, New York 10474
www.summitappliance.com

Congratulations! You have purchased a product manufactured to the high quality standards of Summit Appliance. Please read this manual carefully. It describes the safe operation of this Juice Dispenser and makes suggestions that will allow you to enjoy the product as fully as possible.

FEATURES

The Summit Model BBS2 double-tank Juice Dispenser offers the following features:

- Sturdy, crystal-clear Lexan reservoirs
- Stainless steel mixing blades
- Easy-to-operate removable taps
- Factory-set thermostat
- Energy-efficient Embraco compressor
- Quiet performance
- Commercial approval and CalCode compliance

INSTALLATION

When placing this unit on a counter, leave at least 4" of clearance behind the unit and at each side. This is necessary to permit proper air circulation around the unit for efficient operation. Also when installing, be sure the unit is level.

The BBS2 Juice Dispenser requires a power source of 115V AC and 60Hz. If the power cord is damaged, it must be replaced by the manufacturer, authorized dealer or qualified personnel in order to avoid any electrical hazards during operation. Use a dedicated power outlet that is not controlled by a switch or pull chain.

ASSEMBLY

1. Install the drip trays on the front of the unit.
2. Insert the grilles on the drip trays.

NOTES:

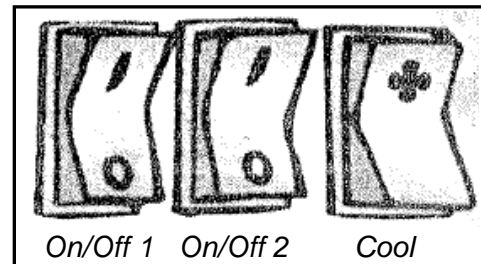
- Remove the protective plastic cover before using the unit.
- Do not install the unit in the vicinity of heat-producing appliances like stoves or radiators, and be sure it will not be exposed to direct sunlight.

- The BBS2 should be operated within the temperature range of 41°F to 109°F (5°C to 43°C).
- When the unit is being used continuously, we recommend filling the reservoirs with previously cooled product.
- Avoid working with one reservoir full and the other empty. Instead, fill the empty reservoir with water.

OPERATION

Switches

Model BBS2 has three switches; one is for turning the cooling on and off, and the others turn the mixing blades on and off (one blade per reservoir).



Thermostat

The thermostat is pre-adjusted at the factory for better performance and to save energy.

If the juice freezes, turn off the device and call an authorized service technician. Only such a technician can modify the thermostat's pre-set value.

NOTES:

- Do not let product accumulate on the drip trays.
- Turn off the equipment prior to any cleaning or maintenance.


CARE AND MAINTENANCE

Disassembly

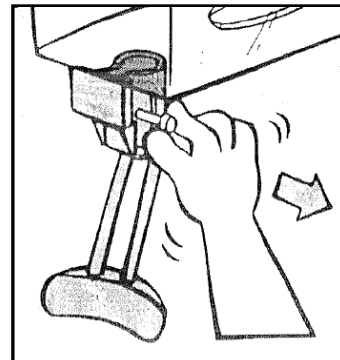
Whenever you want to change the flavor or the type of product, perform the following procedure:

1. Remove the container cover, then the mixing blade.
2. To make draining easier, pour water into the container.
3. Once the unit is drained, remove the container by setting your thumbs below the container and forcing upwards.
4. If the container is not loosened by this procedure, repeat it at the back of the unit.

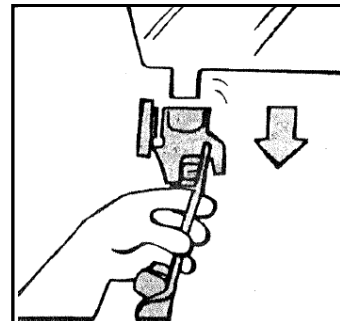
5. To release the silicone nipple, press the lever backward. Pull out the nipple while continuing to press the lever.



6. Pull out the tap lock pin to unblock the dispensing lever.



7. The tap body can then be removed from the container.



8. Wash the components under running water every time you change the flavor or type of product.
9. To reassemble the juice dispenser, perform the procedure listed above in reverse order.

Cleaning the Cabinet

Clean heavy, greasy deposits with a soft cloth or paper towel. Then wipe with a solution of mild detergent in warm water or a dilute solution of ammonia. Dry with a soft, clean cloth.

Remove finger prints with a soft cloth or paper towel dampened with isopropyl alcohol.

LIMITED WARRANTY

PARTS AND LABOR WARRANTY INFORMATION

SUMMIT Appliances are manufactured to provide outstanding value, and your satisfaction is our goal on every product. All SUMMIT major appliances carry a one year limited warranty on both parts and labor. All refrigerators and freezers carry an additional four years on the compressor. Certain exclusions may apply.

GENERAL PARTS AND LABOR WARRANTY

Summit warrants, to the original purchaser of every new unit, that the cabinet and all parts thereof be free from defects in material or workmanship, under normal and proper use and maintenance service as specified by Summit and upon proper installation and start-up in accordance with the instruction packet supplied with each Summit unit. Summit's obligation under this warranty is limited to a period of 12 months from the date of original purchase.

Any parts, covered under this warranty, that are determined by Summit to have been defective, within the above said period, are limited to the repair or replacement, including labor charges, of defective parts or assemblies. The labor warranty shall include pre-approved standard straight time labor charges only and reasonable travel time, as determined by Summit.

WARRANTY CLAIMS

All claims for labor or parts must be made directly through Summit. All claims should include: model number of the unit, the serial number of the cabinet, proof of purchase, date of installation, and all pertinent information supporting the existence of the alleged defect. All claims should be filed within 30 days of completed repair or the warranty claim could be refused.

THINGS NOT COVERED BY THIS WARRANTY

Summit's sole obligation under this warranty is limited to either repair or replacement of parts, subject to the additional limitations below. This warranty neither assumes nor authorizes any person to assume obligations other than those expressly covered by this warranty.

- **NO CONSEQUENTIAL DAMAGES:** Summit is not responsible for economic loss; profit loss; or special, direct, indirect, or consequential damages, including without limitation, losses or damages arising from food or product spoilage claims whether or not on account of refrigeration failure.
- **WARRANTY IS NOT TRANSFERRABLE:** This warranty is not assignable and applies only in favor of the original purchaser/user to whom delivered. Any such assignment or transfer shall void the warranties herein made and shall void all warranties, express or implied, including any warranty of merchantability or fitness for a particular purpose.
- **IMPROPER USE:** Summit assumes no liability for parts or labor coverage for component failure or other damages resulting from improper usage or installation or failure to clean and/or maintain product as set forth in the warranty packet provided with the unit.
- **ALTERATION, NEGLECT, ABUSE, MISUSE, ACCIDENT, DAMAGE DURING TRANSIT OR INSTALLATION, FIRE, FLOOD, ACTS OF GOD:** Summit is not responsible for the repair or replacement of any parts that Summit determines have been subjected after the date of manufacture to alteration, neglect, abuse, misuse, accident, damage during transit or installation, fire, flood, or act of God.
- **IMPROPER ELECTRICAL CONNECTIONS:** Summit is not responsible for the repair or replacement of failed or damaged components resulting from electrical power failure, the use of extension cords, low voltage, or voltage drops to the unit.
- **NO IMPLIED WARRANTY OF MERCHANTABILITY OR FITNESS FOR A PARTICULAR PURPOSE:** There are no other warranties, expressed, implied or statutory, except the parts & labor warranty specifically described above. These warranties are exclusive and in lieu of all other warranties, including implied warranty and merchantability or fitness for a particular purpose. There are no other warranties which extend beyond the description on the face hereof.
- **OUTSIDE UNITED STATES:** This warranty does not apply to, and Summit is not responsible for, any warranty claims made on products sold or used outside the United States.

REQUESTING SERVICE

If you are in need of service, please either fill out a service request on our website, <http://www.summitappliance.com/support>, or call us at 800-932-4267 or 718-893-3900. Please be prepared to give us the following information: your name, address, phone, email, model, serial, date of purchase, place of purchase, and the problem you are having.

CALIFORNIA PROPOSITION 65

WARNING! This product may contain chemicals known to the state of California to cause cancer or birth defects or other reproductive harm. For more information, visit: www.summitappliance.com/prop65

Chemicals known by the manufacturer to be present in this product in concentrations higher than threshold limits: NONE.

FELIX STORCH, INC.
Summit Appliance Division
770 Garrison Avenue
Bronx, New York 10474
Tel.: 718-893-3900
Fax: 844-478-8799
www.summitappliance.com



For parts and accessory ordering,
troubleshooting and helpful hints, visit:
www.summitappliance.com/support